

## Past Paper Analysis

Last Updated: 27 April 2026

### About our analysis

We analysed 7 years of exam papers (2018 – 2019 and 2021 – 2025), covering both the H and HR timezones for the **May session only**. In total, 26 individual papers – equivalent to 13 full sets – were analysed.

In our analysis of 26 papers, we classified each question by topic and recorded the number of years, sets and papers in which it appeared, along with the marks allocated to it.

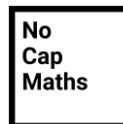
### How to interpret the headings in the table?

“Number of Years It Appears In” – We analysed 7 years of exam papers (2018, 2019, 2021, 2022, 2023, 2024 and 2025). The count shows in how many of these years a particular topic appeared.

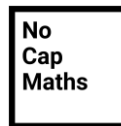
“Number of Sets It Appears In” – For each year, the exam is made up of a set of two papers — either Paper 1H and Paper 2H or Paper 1HR and Paper 2HR. There are 13 sets in total as Paper 1HR and Paper 2HR in May 2021 was cancelled. The count shows in how many of these sets a particular topic appeared.

“Number of Papers It Appears In” – As there are 13 sets, there are 26 papers in total. The count shows in how many of these papers a particular topic appeared.

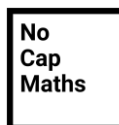
“Total Marks” – This is the total number of marks allocated to a particular topic across all 26 papers over the 7 years.



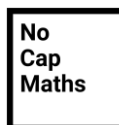
<b>Topic</b>	<b>Number of Years It Appears In (out of 7)</b>	<b>Number of Sets It Appears In (out of 13)</b>	<b>Number of Papers It Appears In (out of 26)</b>	<b>Total Marks (out of 2600)</b>
Laws of Indices	7	13	25	122
Probability	7	13	23	164
Advanced Percentages*	7	13	22	90
Averages and Interquartile Range	7	13	20	93
Factorising	7	13	20	90
Simultaneous Equations	7	13	20	49
Equation of a Straight Line	7	13	19	87
Integers*	7	13	19	62
Set Language and Notation	7	13	17	76
Transforming Graphs	7	13	17	52
Expanding	7	13	17	48
Standard Form	7	13	15	47



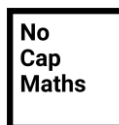
<b>Topic</b>	<b>Number of Years It Appears In (out of 7)</b>	<b>Number of Sets It Appears In (out of 13)</b>	<b>Number of Papers It Appears In (out of 26)</b>	<b>Total Marks (out of 2600)</b>
Degree of Accuracy	7	13	14	43
Cumulative Frequency Diagrams	7	13	13	81
Histograms	7	13	13	67
Sequences	7	13	13	46
Symmetry and Measures*	7	12	17	66
Vectors	7	12	13	63
Linear Inequalities	7	12	13	39
Functions*	7	12	12	54
Fractions and Decimals	7	12	12	37
Graph Work	7	11	14	57
Circle Theorems	7	10	14	64
Mensuration of Rectilinear 2D Shapes	7	10	13	76



<b>Topic</b>	<b>Number of Years It Appears In (out of 7)</b>	<b>Number of Sets It Appears In (out of 13)</b>	<b>Number of Papers It Appears In (out of 26)</b>	<b>Total Marks (out of 2600)</b>
Simplifying Algebraic Fractions	7	10	12	40
Volume of 3D Shapes	7	10	11	52
Pythagoras Theorem and Trigonometry in 3D	7	10	11	46
Differentiation	7	10	10	55
Direct and Inverse Proportion	7	10	10	53
Mensuration of Circle and Sector	7	10	10	44
Similarity	7	9	13	55
Ratio and Proportion	7	9	12	51
Surds	6	11	11	36
Changing the Subject	6	10	11	57
Basic Percentages*	6	10	11	19
Completing the Square	6	10	10	37



<b>Topic</b>	<b>Number of Years It Appears In (out of 7)</b>	<b>Number of Sets It Appears In (out of 13)</b>	<b>Number of Papers It Appears In (out of 26)</b>	<b>Total Marks (out of 2600)</b>
Quadratic Equations	6	10	10	30
Linear Equations with Algebraic Fractions	6	9	13	44
Sine and Cosine Rules and Sine Area Formula	6	9	12	56
Trigonometry in 2D	6	9	9	39
Polygons	5	8	8	48
Transformation Geometry	5	7	7	30
Quadratic Inequalities	4	6	6	20
Surface Area of 3D Shapes	4	5	5	20
Proofs	4	4	4	15
Linear Equations	4	4	4	10
Applications of Differentiation	3	4	5	24
Mensuration of Composite Shapes	3	3	3	13

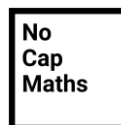


Topic	Number of Years It Appears In (out of 7)	Number of Sets It Appears In (out of 13)	Number of Papers It Appears In (out of 26)	Total Marks (out of 2600)
Trigonometry with Bearings	2	2	2	12
Angles, Lines and Triangles	2	2	2	7
Constructions	2	2	2	4
Solving Equations Using Graphs	1	1	2	5
Substitution	1	1	1	3
Pythagoras Theorem in 2D	1	1	1	2

\* Additional notes on starred topics

#### Advanced Percentages

- Forward Percentages
- Forward Percentages with Repeated Percentages
- Compound Interest
- Finding Rate in Percentages
- Reverse Percentages



## Integers

- Product of Prime Factors
- HCF and LCM

## Symmetry and Measures

- Speed Conversion
- Distance, Speed and Time
- Density Formula
- Pressure Formula

## Functions

- Domain and Range
- Function Notation
- Inverse Functions
- Composite Functions
- Function Notation of Composite Functions
- Inverse Function of Composite Functions

## Basic Percentages

- Percentage of an Amount
- A as a Percentage of B
- Percentage Change
- Percentage Profit

If you have any questions about the Past Paper Analysis, feel free to contact us via our [WhatsApp](#).

